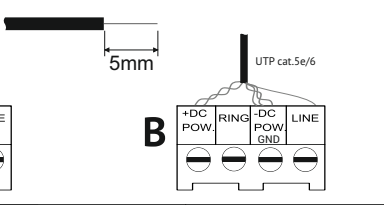
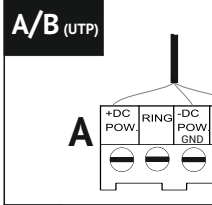
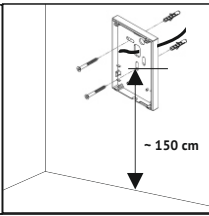
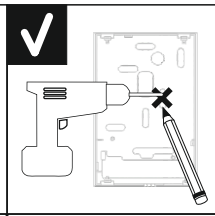
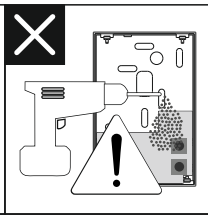
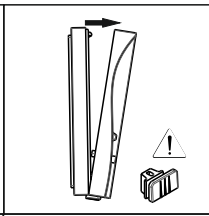
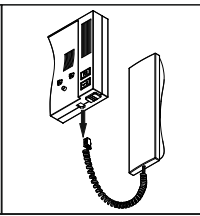
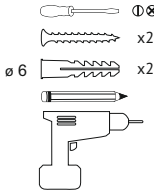
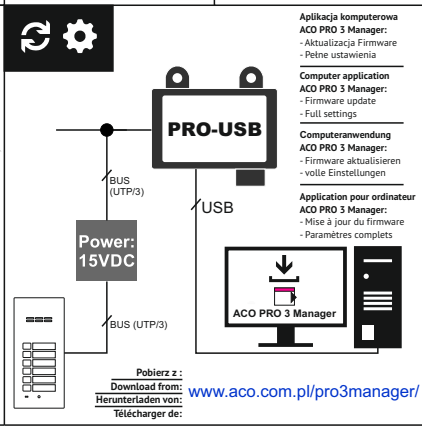
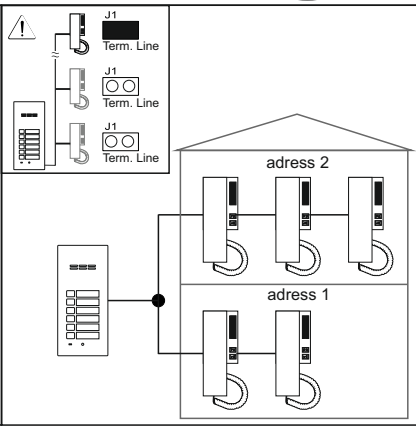
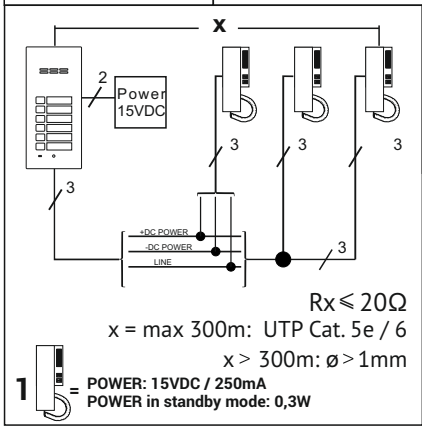
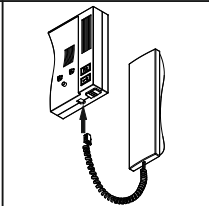
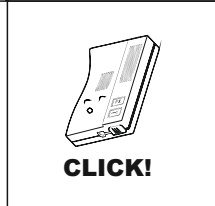
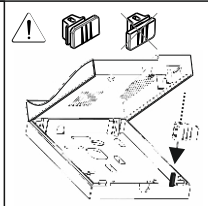
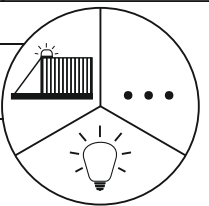
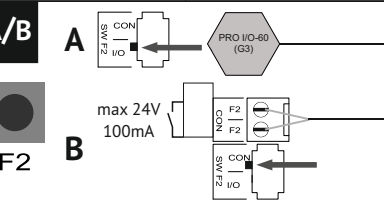
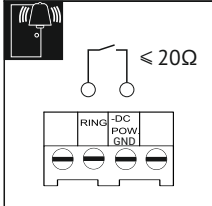
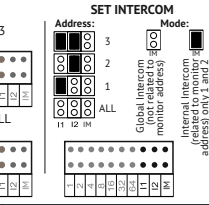
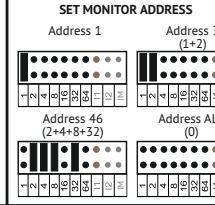


UPRO (G3)



1. orange - white	-DC POWER	Power
2. orange	+DC POWER	Power
3. green - white	LINE -	-DC POWER
4. blue	V+ (V1+)	Video
5. blue - white	V- (V1-)	Video
6. green	LINE +	Video
7. brown - white	-DC POWER	Power
8. brown	+DC POWER	Power

-DC Power = GND
+DC Power = +15VDC



aco

PRODUCENT / PRODUCER /
 HERSTELLER / PRODUCTEUR

ACO Sp. z o.o. sp. komandytowa
 ul. Diamentowa 7
 62-002 Suchy Las, Poland
 tel. +48 61 843 93 71
 tel. +48 61 641 96 86
 bok@aco.com.pl
 export@aco.com.pl
www.aco.com.pl

Instrukcje oraz więcej informacji
 dostępne również na:
 Instructions and more information
 also available on:
 Instruktionen und weitere
 Informationen auch verfügbar auf:
www.support.aco.com.pl

IU0108vD.2024

INSTRUKCJA UŻYTKOWNIKA / USER MANUAL / BENUTZERHANDBUCH / MODE D'EMPLOIE: **UPRO (G3)**

<p>UPRO (G3)</p>		<p>1</p>	<p>3 A</p>	
<p>4</p> <p>4 A</p> <p>4 B</p>	<p>OFF</p> <p>4 C</p>			